

Portable Power Station User Manual

Disclaimers

Before use, please read the User Manual for this product to ensure proper use when fully understood. After reading, please keep the User's Manual in a safe place for future reference.

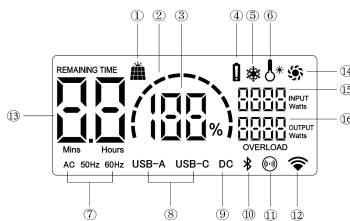
Failure to operate this product properly could result in serious injury to either yourself or others, or damage to the product and property damage. By using this product, you are deemed to have understood, acknowledged and accepted the terms and content of this manual in its entirety.

Users undertake to be responsible for their own actions and all consequences arising therefrom. The Company shall not be liable for all damages caused by the user's failure to use the product in accordance with the User's Manual.

Important Safety Information Notes

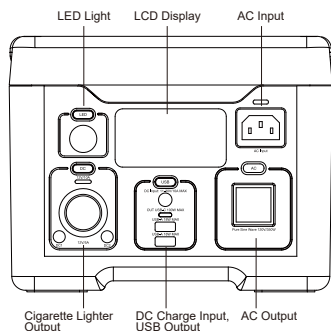
1. Do not short-circuit the unit. To avoid short-circuiting, keep the unit away from all metal objects (e.g. coins, hair-pins, keys, etc.).
2. Do not heat the unit, or dispose of it in fire, water or other liquids. Keep away from high temperatures.
3. Do not expose the unit to direct sunlight. Keep away from high humidity, dusty places.
4. Do not disassemble or reassemble this unit.
5. Do not drop and place heavy objects on, or allow strong impact to this unit.
6. This appliance is not intended for use by persons (including children) with reduced physical, sensory or mental capabilities, or lack of experience and knowledge, unless they have been given Supervision or instruction concerning use of the appliance by a person responsible for their safety.
7. Children should be supervised to ensure that they do not play with the appliance.
8. The unit may become hot when charging. This is normal. Be careful when handling.
9. Use the unit properly to avoid electronic shock.
10. The product is only used for emergency power station, it can not replace the standard DC or AC power of household appliances or digital products.
11. Do not overcharge the internal battery. See Instruction Manual.

LCD Display Instruction

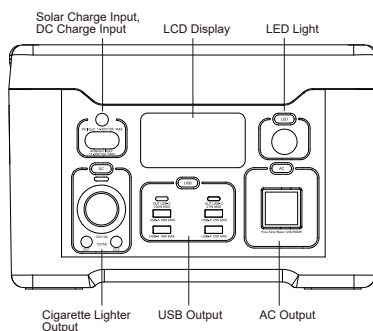


1 - Solar energy indication
Photovoltaic charging display
2 - Power identification
Display the corresponding power level and turn on the running lamp when charging
3 - Battery indicator
Indicates the current power consumption of the product, displayed in percentage (%)
4 - Battery pack high temperature indication
Battery pack high temperature alarm display
5 - Battery pack low temperature indication
Battery temperature below 0°C, it will not charged
6 - High temperature alarm
Indicates the temperature alarm of the inverter, and the condition is 90-95 degrees
7 - AC frequency
Click the AC button when the display is lit, AC output is workable
8 - USB interface indication
When the display screen is lit, click the USB button, and the USB-A / USB-C output can work
9 - DC interface
Click the DC button when the display is lit, Cigarette Lighter and DC1/2 output is workable
10 - Bluetooth
/
11 - Wireless charging
Click the USB button when the display screen is lit, and the wireless charging device is in standby mode. It works normally when in contact with the wireless charging device
12 - WIFI
/
13 - Charging and discharging remaining time indication
When charging, it indicates the remaining charging time, and when working, it indicates the remaining available time
14 - Fan
When the temperature reaches 35 degrees, the cooling fan operates
15 - Charging power indication
8888 display INPUT power figures
16 - Discharge power indication
8888 display OUTPUT power figures

Product Introduction - 350W



Product Introduction - 600W



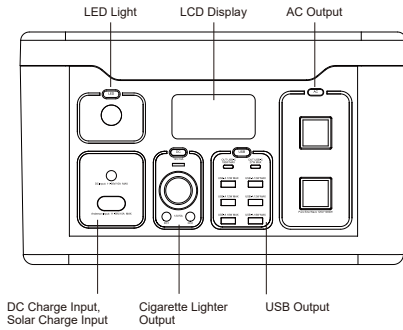
Specification (total output rated power 350W)

	DC input	11-30V/10A Max.
	PD output	100W
	Battery capacity	Lithium ion 13Ah@21.9V 284.7Wh
	AC output	120V/350W 60Hz
	Cigarette Lighter output	12V/10A
	DC 1/2 output	12V/5A
	USB output	QC3.0 5V/3A, 9V/2A, 12V/1.5A
	Weight	3.62KG
	Size	215*170*162mm
	Service life	≥1000 cycles
	Output wave	Pure sine wave Peak power 600W
	Certificate	RoHS / CTUVUS / FCC
	Storage environment temperature	-20 ~ +60°C
	Working environment temperature	Discharging: -15 ~ +35°C Recharging: 0 ~ +35°C

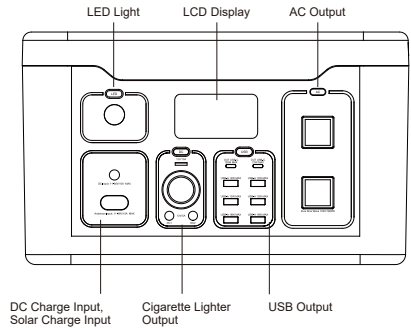
Specification (total output rated power 600W)

	Solar energy input	11-30V/10A Max.
	PD output	100W / 27W
	Battery capacity	Lithium ion 26Ah@21.9V 569.4Wh
	AC output	120V/600W 60Hz
	Cigarette Lighter output	12V/10A
	DC 1/2 output	12V/5A
	USB output	QC3.0 5V/3A, 9V/2A, 12V/1.5A
	Weight	5.66KG
	Size	260*172*172mm
	Service life	≥1000 cycles
	Output wave	Pure sine wave Peak power 1200W
	Certificate	RoHS / CTUVUS / FCC
	Storage environment temperature	-20 ~ +60°C
	Working environment temperature	Discharging: -15 ~ +35°C Recharging: 0 ~ +35°C

Product Introduction - 1000W



Product Introduction - 1800W



Specification (total output rated power 1000W)

	Solar energy input	11-36V/10A Max.
	PD output	100W / 27W
	Battery capacity	Lithium ion 25Ah@43.56V 1089Wh
	AC output	120V/1000W 60Hz
	Cigarette Lighter output	12V/10A
	DC1/2 output	12V/5A
	USB output	QC3.0 5V/3A, 9V/2A, 12V/1.5A
	Weight	9.35KG
	Size	340*236*205mm
	Service life	≥1000 cycles
	Output wave	Pure sine wave Peak power 2000W
	Certificate	RoHS / CTUVUS / FCC
	Storage environment temperature	-20 ~ +60°C
	Working environment temperature	Discharging: -15 ~ +35°C Recharging: 0 ~ +35°C

Specification (total output rated power 1800W)

	Solar energy input	11-36V/10A Max.
	PD output	100W / 27W
	Battery capacity	Lithium ion 30Ah@43.56V 1306.8Wh
	AC output	120V/1800W 60Hz
	Cigarette Lighter output	12V/10A
	DC1/2 output	12V/5A
	USB output	QC3.0 5V/3A, 9V/2A, 12V/1.5A
	Weight	10.13KG
	Size	340*236*205mm
	Service life	≥1000 cycles
	Output wave	Pure sine wave Peak power 3600W
	Certificate	RoHS / CTUVUS / FCC
	Storage environment temperature	-20 ~ +60°C
	Working environment temperature	Discharging: -15 ~ +35°C Recharging: 0 ~ +35°C

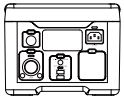
Professional portable energy storage power supply manufacturer

After-Sales Service

Name:	Tel:
Address:	
Order ID:	Email:
Purchase Channels:	
Purchase Date (DD-MM-YY):	
Warranty Effective Date (DD-MM-YY):	

Date	Maintenance Records

Package Content



Portable Power Station




AC Input Line



Car Charging Source Line



MC4 Charging Line



User Manual

Charging Mode

- Before using or storing the product, please use the AC charging line to plug into the AC input port to be fully charged. The LCD screen will show the current charge. When the LCD screen shows 100%, it is full. The charging process takes 70 minutes to charge 80%, and the charge lasts about 2 hours.
- ① DC6530 charging port (350W / 600W / 2400W / 3600W) supports a maximum input power of 100W charging; ② DC6530 charging port (1000W / 1800W) supports a maximum input power of 200W charging.
- Solar charging input port supports MPPT solar maximum power tracking function.
 - 350W / 600W supports a maximum input power of 100W;
 - 1000W / 1800W supports a maximum input power of 200W;
 - 2400W / 3600W supports a maximum input power of 800W.

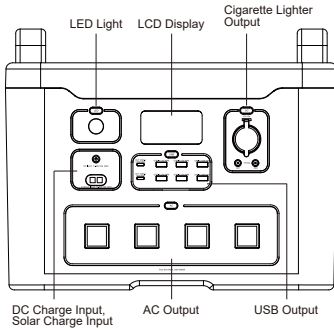
Usage

- Click all keys to use, and click close again.
- Click the LED button, turn on the LED light, click again, the LED light is enhanced, press again, start the SOS LED flashing, press again, turn off SOS LED.
- Press the power button on each port you will use, and when the corresponding icon appears on the LED display, the output port is turned on and the corresponding device can be powered on.
- The product supports input charging and output discharge at the same time.
- When the charge and discharge is completed, please pull out the connection cable in time.

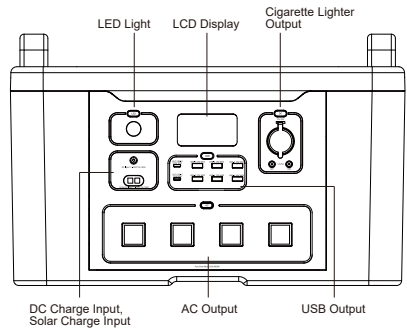
Cautions

- For the first time, it is recommended that the mobile power supply should be fully charged and the three-plug cord input line should be used.
- Insufficient power is shown during use, please recharge as soon as possible.
- When the power port is not in use, press the on key to turn it off to save power.
- If the product is not used for a long time, it should be recharged every 3 months. It is better to keep the electricity at 60%, 80%, and store it in a cool and dry place.
- After long-term storage, the product needs to be charged and discharged several times to obtain the best use effect.
- The screen shows that the current energy available time of the product varies with the change of the current output power, the power of the load is not constant, and the display time is only roughly estimated based on the current power.
- When the device power of the AC output port is less than 2W, the output will be turned off automatically after 45 minutes of work.
- When the USB output port uses the device power less than 1W, the product will automatically turn off the output after working for 8 hours.
- When the DC or the vehicle charging output port uses the device power less than 1W, the output will be turned off automatically after working for 8 hours.
- When the AC output power exceeds rated power by 2 times 0.2 seconds, the product will automatically turn off the power supply to protect the product from damage due to overload use. The AC output side overload short circuit will alarm flicker, the screen appears exclamation point, remove the fault and then re-open the AC button.
- The USB output terminal is overloaded, short-circuited and has no output. Remove the load fault device and release it.
- DC and car charging output short-circuit overload will alarm, DC symbol flashes, re-open the DC button to release.
- This device complies with part 15 of the FCC Rules. Operation is subject to the following two conditions: (1) This device may not cause harmful interference, and (2) this device must accept any interference received, including interference that may cause undesired operation.

Product Introduction - 2400W



Product Introduction - 3600W



Specification (total output rated power 2400W)

	Solar energy input	11-90V/10A Max.
	PD output	100W / 27W
	Battery capacity	Lithium ion 45Ah@51.2V 2304Wh
	AC output	120V/2400W 60Hz
	Cigarette Lighter output	12V/10A
	DC1/2 output	12V/5A
	USB output	QC3.0 5V/3A, 9V/2A, 12V/1.5A
	Weight	21.6KG
	Size	378*297*309mm
	Service life	≥2000 cycles
	Output wave	Pure sine wave Peak power 4800W
	Certificate	RoHS / CTUVUS / FCC
	Storage environment temperature	-20 ~ +60°C
	Working environment temperature	Discharging: -20 ~ +60°C Recharging: 0 ~ +60°C

Specification (total output rated power 3600W)

	Solar energy input	11-90V/10A Max.
	PD output	100W / 27W
	Battery capacity	Lithium ion 75Ah@48V 3600Wh
	AC output	120V/3600W 60Hz
	Cigarette Lighter output	12V/10A
	DC1/2 output	12V/5A
	USB output	QC3.0 5V/3A, 9V/2A, 12V/1.5A
	Weight	31.2KG
	Size	481*352*309mm
	Service life	≥2000 cycles
	Output wave	Pure sine wave Peak power 7200W
	Certificate	RoHS / CTUVUS / FCC
	Storage environment temperature	-20 ~ +60°C
	Working environment temperature	Discharging: -20 ~ +60°C Recharging: 0 ~ +60°C